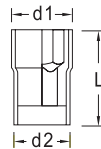



VDE 19 VDE SOCKET 1/2"



- > Hexagon socket wrench, hand-operated
- > With square drive according to DIN 3120 - C 12.5, ISO 1174
- > GEDORE vanadium steel 31CrV3
- > VDE insulation up to 1000 V, acc. to EN 60900/IEC 60900, two-ply Check-Tool insulation
- > 16 - 18 mm insulation overhang
- > Sizes 27, 30 and 32: diameter d_1 is not standardised




Ø	d_1	d_2	L	$\frac{kg}{cm^3}$	Code	No.
10	19.5	27	54.0	0.070	6122510	VDE 19 10
11	20.7	27	54.0	0.067	6122780	VDE 19 11
12	22.0	27	54.0	0.070	6122860	VDE 19 12
13	23.2	27	54.0	0.069	6122940	VDE 19 13
14	24.5	27	54.0	0.073	6123080	VDE 19 14
15	25.7	27	55.5	0.088	6123160	VDE 19 15
16	27.0	27	55.5	0.086	1439294	VDE 19 16
17	28.2	27	55.5	0.084	6123240	VDE 19 17
19	30.7	27	56.0	0.092	6123320	VDE 19 19
22	34.5	27	57.5	0.121	6123400	VDE 19 22
24	37.0	27	57.5	0.146	6123590	VDE 19 24
27	40.7	27	57.5	0.174	6123670	VDE 19 27
30	44.5	27	59.0	0.212	6123750	VDE 19 30
32	47.0	27	60.5	0.250	6123830	VDE 19 32

VDE 1988 - VDE 1989 T VDE T-HANDLE



for 1/2" VDE tools

- > VDE insulation up to 1000 V, acc. to EN 60900/IEC 60900, two-ply Check-Tool insulation
- > VDE 1988 with screw locking, not suited for use with VDE IN 19
- > VDE 1989 T with pull locking



■"	■	l-mm	$\frac{kg}{cm^3}$	Code	No.
1/2	12.5	200	0.455	6124210	VDE 1988
1/2	12.5	200	0.355	6124720	VDE 1989 T

VDE IN 19 VDE SCREWDRIVER BIT SOCKET 1/2"



for in-hex screws

- > With pressed-in pin
- > With square drive according to DIN 3120 - C 12.5, ISO 1174, with ball groove
- > Tip GEDORE vanadium special steel
- > VDE insulation up to 1000 V, acc. to EN 60900/IEC 60900, two-ply Check-Tool insulation
- > Sockets can only be combined with VDE 1989 T, VDE 1991, VDE 1993 U and VDE 4507



●	l-mm	Ø	$\frac{kg}{cm^3}$	Code	No.
5	106	27	0.083	6124480	VDE IN 19 5
6	106	27	0.095	6124560	VDE IN 19 6
8	106	27	0.109	6124640	VDE IN 19 8

VDE 1990 VDE EXTENSION 1/2"



- > For hand-operated sockets with square drive as per DIN 3120, ISO 1174
- > With lock screw for holding the socket wrenches
- > VDE insulation up to 1000 V, acc. to EN 60900/IEC 60900, two-ply Check-Tool insulation
- > Not suited for use with VDE IN 19
- > 16 - 18 mm insulation overhang



■"	■	l-mm	$\frac{kg}{cm^3}$	Code	No.
1/2	12.5	125	0.213	6124050	VDE 1990-5
1/2	12.5	250	0.411	6124130	VDE 1990-10

VDE 1991 VDE EXTENSION 1/2"



- > With hollow shaft, especially suitable for screwdriver bit sockets VDE IN 19
- > Max. torque 370 N-m
- > VDE insulation up to 1000 V, acc. to EN 60900/IEC 60900, two-ply Check-Tool insulation



■"	■	l-mm	$\frac{kg}{cm^3}$	Code	No.
1/2	12.5	125	0.204	1507516	VDE 1991