

▼ Shown: S3000X



## Setting New Standards in Safety, Simplicity and Performance

### Safety and Performance

- Compact, high-strength uni-body construction provides a small operating radius without sacrificing endurance
- 35° rotation angle and rapid return stroke for fast operation
- Tough manifold design with added safety feature for enhanced operator safety

### Simplicity

- 360° click-on reaction arm with quick release lever provides easier handling, even with gloves on
- Includes robust handle which mounts on both sides of tool for extra maneuverability
- Push button square drive release for quickly reversing the square drive for tightening or loosening

### Versatility

- Available with optional enhanced tilt and swivel TSP300 manifold for horizontal and vertical maneuverability, with greater durability <sup>1)</sup>

### Accuracy

- Constant torque output provides accuracy of ±3% across full stroke
- Optional Angle-of-Turn Indicator provides measurement of rotation.



#### Two Handle Styles

Robust angled positioning handle comes standard with every S-Series (X-Edition) tool. Straight positioning handles are available as accessories.

Compatible S-Series (X-Edition) wrenches	Model Nr. Angled positioning handles (standard)	Model Nr. Straight positioning handles (optional)
S1500X, S3000X	<b>SWH6A</b>	<b>SWH6S</b>
S6000X, S11000X	<b>SWH10A</b>	<b>SWH10S</b>
S25000X	<b>SWH10EA</b> <sup>2)</sup>	

<sup>2)</sup> SWH10EA is an eyebolt handle.



#### TSP - Pro Series Swivel

The optional TSP300 tilt and swivel manifold with robust interlocking design provides 360° X-axis rotation and 160° Y-axis rotation.

#### How to Order <sup>1)</sup>

Factory fitted to S-Series (X-Edition) wrenches: Insert a "P" prior to the "X" in the tool model number, example: **S1500PX**.

Order as an accessory using the model number: **TSP300**, which can be fitted to existing S-Series (X-Edition) wrenches. Includes male and female couplers.

Page: 183



#### ATEX declared. Calibration certificate included.

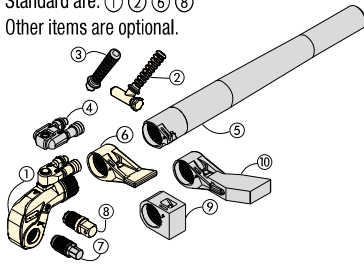
All X-edition tools are CE - ATEX declared and are shipped complete with a calibration certificate.



<sup>1)</sup> TSP300 is designed for X-Edition tools only, and is not compatible with standard edition tools. For replacement components for existing tools, refer to repair sheet on [www.enerpac.com](http://www.enerpac.com)

# X-Edition, Square Drive Torque Wrenches

Standard are: ① ② ⑥ ⑧  
Other items are optional.



- ① Drive Unit
- ② Angeled Positioning Handle
- ③ Straight Positioning Handle
- ④ Pro Series Swivel
- ⑤ Reaction Tube Extension
- ⑥ Standard Reaction Arm
- ⑦ Allen Drive
- ⑧ Square Drive
- ⑨ Short Reaction Arm
- ⑩ Extended Reaction Arm

**Select the Right Torque**  
Choose your Enerpac Torque Wrench using the untightening rule of thumb:  
Loosening torque equals about 250% of tightening torque.

## S Series X-Edition

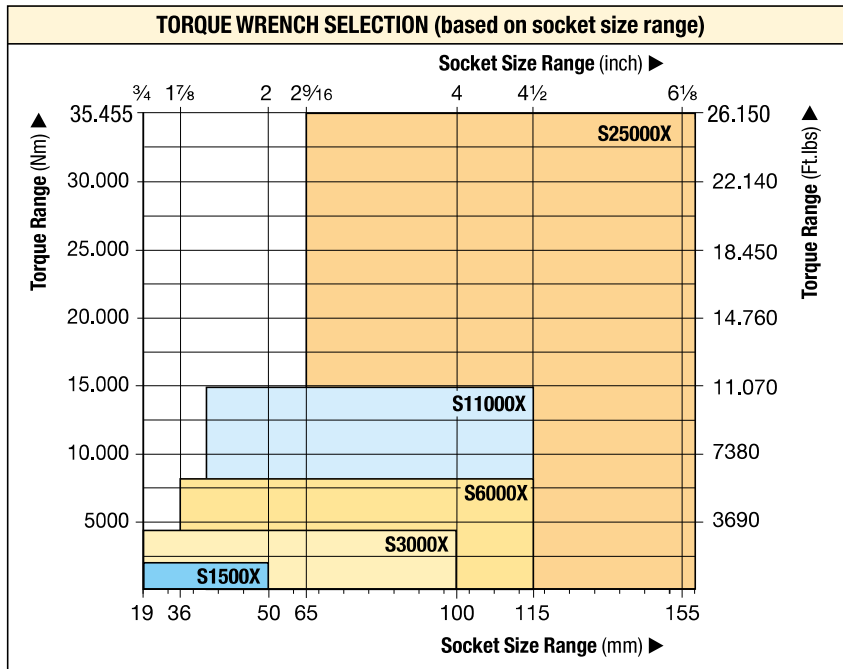


Nominal Torque Output:  
**35.455 Nm**

Square Drive Range:  
**3/4 - 2 1/2 inch**

Nose Radius:  
**25 - 64 mm**

Maximum Operating Pressure:  
**690 bar**



### Accessory Options

A full list of optional accessories is available for maximum versatility.

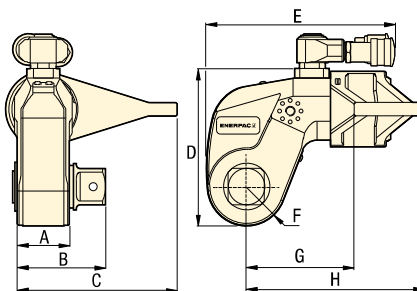
Page: **183**

▼ The rigid steel design of the S-Series torque wrenches provides durability, reliability and safety.



**Use only Heavy Duty Impact Sockets**  
For power driven torquing equipment, according to ISO2725 and ISO1174; DIN 3129 and DIN 3121 or ASME-B107.2/1995.

Page: **184**



Nominal Torque at 690 bar		Minimum Torque at 69 bar		Square Drive Size (inch)		Angle-of-Turn Model Nr. (optional)	Torque Wrench Model Number *	Dimensions (mm)								Weight (kg)
(Nm)	(Ft.lbs)	(Nm)	(Ft.lbs)		Model Nr. (included with wrench)			A	B	C	D	E	F	G	H	
1952	1440	195	144	3/4	SD15-012	AOT15	<b>S1500X</b>	39	65	108	97	136	25	70	129	3,2
4373	3225	438	323	1	SD30-100	AOT30	<b>S3000X</b>	48	78	135	128	173	33	90	161	5,6
8338	6150	834	615	1 1/2	SD60-108	AOT60	<b>S6000X</b>	55	92	169	157	192	40	110	188	9,2
15.151	11.175	1516	1118	1 1/2	SD110-108	AOT110	<b>S11000X</b>	72	114	197	190	228	50	133	229	15,8
35.455	26.150	3545	2615	2 1/2	SD250-208	AOT250	<b>S25000X</b>	89	143	246	244	287	64	182	295	32,2

\* To order a S-Series (X-edition) torque wrench fitted with a TSP300 tilt and swivel manifold, insert a "P" prior to the "X" in the tool model number, example: **S1500PX**.