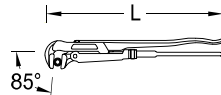


175 PIPE WRENCH

Swedish pattern

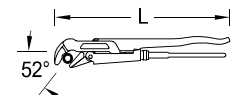
- > Acc. to DIN 5234 Form A
- > Especially sturdy type for heavy use
- > Head angled 85°
- > GEDORE special chrome-vanadium steel
- > Drop forged
- > Tempered, teeth additionally hardened
- > Self-gripping by teeth offset against direction of rotation
- > Roller secured against loss
- > Stove enamelled blue



Size	mm	L	mm	Code	No.
3/4	38	280	0.505	6437260	175 3/4
1	44	320	0.695	6437340	175 1
1.1/2	62	430	1.470	6437420	175 1.1/2
2	76	580	2.550	6437500	175 2
3	105	670	3.780	6437690	175 3
4	130	760	5.635	6437770	175 4

176 ELBOW PIPE WRENCH ECK-SCHWEDE®

- > Acc. to DIN 5234 Form B
- > For working in confined spaces
- > Narrow head, multi-grip jaw pattern, angled 52°
- > GEDORE special chrome-vanadium steel
- > Drop forged
- > Tempered, teeth additionally hardened
- > Self-gripping by teeth offset against direction of rotation
- > Roller secured against loss
- > Stove enamelled blue



Size	mm	L	mm	Code	No.
3/4	38	280	0.445	6438070	176 3/4
1	44	320	0.775	6438150	176 1
1.1/2	62	430	1.405	6438230	176 1.1/2
2	76	580	2.570	6438310	176 2
3	105	670	3.640	6438580	176 3

9100 2K PIPE WRENCH

- > Acc. to DIN 5234, Form C
- > For working in confined spaces
- > GEDORE special chrome-vanadium steel
- > Drop forged
- > Tempered, teeth additionally hardened
- > Self-gripping by teeth offset against direction of rotation

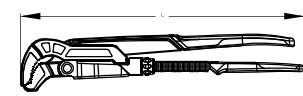
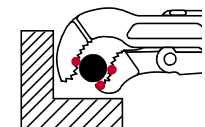
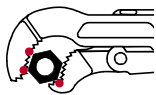
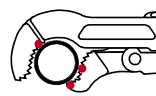
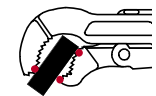
- > Non-slip surfaces, in sizes 1" and 1.1/2" with 2-component handles
- > Roller secured against loss
- > Stove enamelled blue



1 / 1.1/2



1/2 / 2 / 3



Size	2C-handle	mm	L	mm	Code	No.
1/2		35	245	0.400	2530252	9100 2K 1/2
1	X	48	320	0.800	2530260	9100 2K 1
1.1/2	X	60	420	1.400	2530279	9100 2K 1.1/2
2		80	550	2.200	2530287	9100 2K 2
3		110	630	3.600	2530295	9100 2K 3